


















REDROCK REPORTS FUNDING NEWS

CAPTURE THE FINAL ESSER FUNDS!

May 5, 2024

As we all know, the final tranche of ESSER funds from the American Rescue Plan (ARP) must be spent or committed by September 30, 2024. But just how much is left to be spent?

Here is the summary of what has been spent and what remains, as of February 29.

STATE		ARP TOTAL	ARP Spent 2/29/24	% Spent	ARP Left 2/29/24
Alabama		2,021,518,529	1,069,160,773	52.9%	952,357,756
Alaska		358,770,937	275,017,046	76.7%	83,753,891
Arizona		2,583,943,517	1,515,904,175	58.7%	1,068,039,342
Arkansas		1,254,119,960	1,007,440,689	80.3%	246,679,271
California		15,079,696,097	10,087,886,334	66.9%	4,991,809,763
Colorado		1,167,153,961	768,393,188	65.8%	398,760,773
Connecticut		1,106,696,657	617,787,307	55.8%	488,909,350
Delaware		410,861,389	288,948,644	70.3%	121,912,745
Florida		7,043,370,152	4,751,846,755	67.5%	2,291,523,397
Georgia		4,252,431,691	3,001,768,688	70.6%	1,250,663,003
Hawaii		412,530,212	270,660,000	65.6%	141,870,212
Idaho		440,131,922	307,108,250	69.8%	133,023,672
Illinois		5,058,601,934	3,485,706,497	68.9%	1,572,895,437
Indiana		1,996,145,076	1,173,030,789	58.8%	823,114,287
Iowa		775,053,259	647,665,539	83.6%	127,387,720
Kansas		831,170,555	589,866,414	71.0%	241,304,141
Kentucky		2,001,216,921	1,409,804,183	70.4%	591,412,738
Louisiana		2,607,344,054	1,400,708,772	53.7%	1,206,635,282
Maine		411,429,361	205,778,653	50.0%	205,650,708
Maryland		1,952,539,087	999,153,002	51.2%	953,386,085
Massachusetts		1,831,416,990	978,259,902	53.4%	853,157,088
Michigan		3,722,478,258	2,470,312,254	66.4%	1,252,166,004
Minnesota		1,321,564,450	786,052,492	59.5%	535,511,958
Mississippi		1,628,366,137	896,563,301	55.1%	731,802,836
Missouri		1,957,916,288	1,269,267,431	64.8%	688,648,857
Montana		382,019,236	211,278,457	55.3%	170,740,779
Nebraska		546,290,147	204,419,455	37.4%	341,870,692
Nevada		1,072,783,189	870,645,342	81.2%	202,137,847
New Hampshire		350,561,159	193,145,046	55.1%	157,416,113
New Jersey		2,766,529,533	1,570,092,685	56.8%	1,196,436,848
New Mexico		979,761,933	495,245,092	50.5%	484,516,841
New York		8,995,282,324	4,816,995,675	53.6%	4,178,286,649
North Carolina		3,601,780,364	2,619,525,644	72.7%	982,254,720
North Dakota		305,338,029	222,844,018	73.0%	82,494,011
Ohio		4,475,243,513	3,157,733,359	70.6%	1,317,510,154
Oklahoma		1,494,647,051	1,092,385,185	73.1%	402,261,866
Oregon		1,121,814,984	598,583,184	53.4%	523,231,800
Pennsylvania		5,000,509,384	3,296,920,156	65.9%	1,703,589,228
Puerto Rico		2,968,079,229	1,425,737,525	48.0%	1,542,341,704
Rhode Island		415,145,839	204,719,916	49.3%	210,425,923
South Carolina		2,113,567,527	1,383,024,213	65.4%	730,543,314
South Dakota		382,019,236	229,262,527	60.0%	152,756,709
Tennessee		2,489,423,407	1,504,518,186	60.4%	984,905,221
Texas		12,427,523,267	9,297,783,591	74.8%	3,129,739,676
Utah		615,929,016	398,982,843	64.8%	216,946,173
Vermont		285,223,414	131,118,657	46.0%	154,104,757
Virginia		2,110,988,891	1,263,429,267	59.9%	847,559,624
Washington		1,853,788,024	1,529,415,951	82.5%	324,372,073
West Virginia		761,960,095	459,126,633	60.3%	302,833,462
Wisconsin		1,541,867,439	708,033,082	45.9%	833,834,357
Wyoming		303,779,377	171,561,813	56.5%	132,217,564

SO WHAT?

Even though these figures were last updated at the end of February, we can assume more money has been spent. However, they will not have spent the entire **\$43B**. Many of the school districts still have money to spend. States and districts face a Sept. 30 deadline to obligate ESSER-ARP funds. After then, they have another four months — or until Jan. 28, 2025 — to actually spend down ARP money. Tips:

- Most decisions about spending/obligating leftover funds will be made before school dismisses in June. In September they will be busy organizing the new school year, placing students and teachers.
 - **Have you communicated with your clients to remind them of your product with an offer? If not, be sure to do so ASAP to capture these leftover funds.**
 - **Do you have a summer school offer as many schools will buy product to address learning recovery and/or SEL?**
 - **Do you have a back-to-school offer as the last attempt to capture ESSER funds?**
- Currently, schools and states have 4 months past the September 30 2024 commitment deadline until January 28, 2025 to spend the funds. In January, the U.S. Department of Education notified schools and states that they could apply for a spending extension through March 30, 2026. That means a school still has to commit the funds by September 30 2024 but could actually spend the money through the extension period. To date only 0.17% of districts have applied for an extension and all have been approved.
 - **States must submit their requests for extension by December 31, 2024.**
 - **Districts must apply for the extension through their state departments.**
 - **If you have a customer that the extension would help purchase your product or service, send them to this [FAQ](#) for more information.**

For more information:

Jenny House, PhD.

jhouse@redrockreports.com